




Perfecting the Air

## Split Type Air Conditioners

DC Inverter Power Control

Cooling Only [50 Hz]





# Less Energy, More Comfort


If you think you have to choose between energy savings and personal comfort, just try DC Inverter. Thanks to their variable operating capacities, these units raise comfort levels and, at the same time, increase energy savings with a high COP of 4.63 in the 2.5 kW class. Enjoy more comfort with less energy!







FTKS50/60/71L



FTKS25/35L

## Higher Energy Savings

The L series achieves high COPs thanks to its swing compressor with Reluctance DC motor and DC motor for the fan. The 2.5 kW model delivers a high COP of 4.76.

► See pages 7 and 8.

## Sophisticated Appearance with Flat Panel

The L series' simple and stylish flat panel design harmonises with any interior decor.

► See pages 3 to 6.

## Quiet Operation

Daikin has achieved lower sound levels for both the indoor and outdoor units. The 2.5 kW model now operates at a whisper-like 22 dB (A).

► See page 10.

## Comfort and Convenience

Econo Mode and Comfort Airflow Mode plus other airflow and lifestyle convenience functions create a more comfortable environment.

► See pages 9, 13 and 14.



# A Refreshingly Simple Design

Daikin has always focused on creating sleek, modern air conditioners that coordinate smoothly with any type of interior decor. The grilleless flat panel can be cleaned instantly with a single wipe.







FTKS25/35L



RKS25/35L



## FTKS25LVMG / RKS25LVMG

**Cooling** 2.50 (1.30-3.20) kW  
8,500 (4,400-10,900) Btu/h


## FTKS35LVMG / RKS35LVMG

**Cooling** 3.50 (1.40-4.00) kW  
11,900 (4,800-13,600) Btu/h





# Interior Space



FTKS50/60/71L



RKS50/60L



RKS71L



## FTKS50LVMG / RKS50LVMG

**Cooling** 5.00 (1.7-6.0) kW  
17,100 (5,800-20,500) Btu/h

## FTKS60LVMG / RKS60LVMG

**Cooling** 6.00 (1.7-6.7) kW  
20,500 (5,800-22,900) Btu/h

## FTKS71LVMG / RKS71LVMG

**Cooling** 7.10 (2.3-8.5) kW  
24,200 (7,800-29,000) Btu/h



The DC Inverter series features the Reluctance DC motor for compressor and DC motor for fan. This hi-tech energy-saving package is completed by Daikin's advanced swing compressor and PAM control. The FTKS25L achieves a high COP of 4.76. This leading performance is possible thanks to the technologies above.

## What is COP?

An air conditioner's COP (Coefficient of Performance) indicates how efficiently the unit uses energy. A higher COP means greater energy efficiency. It also means lower electricity consumption.

$$\text{COP(W/W)} = \frac{\text{Capacity (W)}}{\text{Power consumption (W)}}$$

Model	COP (W/W)
FTKS25L	4.76
FTKS35L	5.31
FTKS50L	5.39
FTKS60L	5.23
FTKS71L	4.07



## Inverter Advantages Compared to Non-Inverter

### Powerful

Inverter air conditioners operate at maximum capacity as soon as they start up. As a result, the set temperature can be reached more quickly.

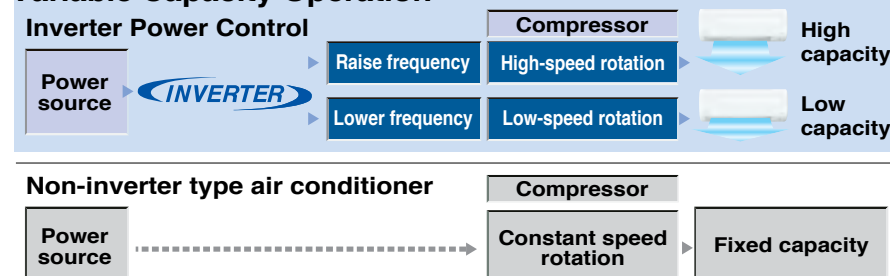
### Energy Saving

After the indoor temperature approaches the set temperature, Inverter Control adjusts to low capacity operation to maintain this temperature. This makes inverter models more energy-saving than non-inverter models, which must repeatedly start or stop their compressors to maintain the room temperature.

### Comfortable

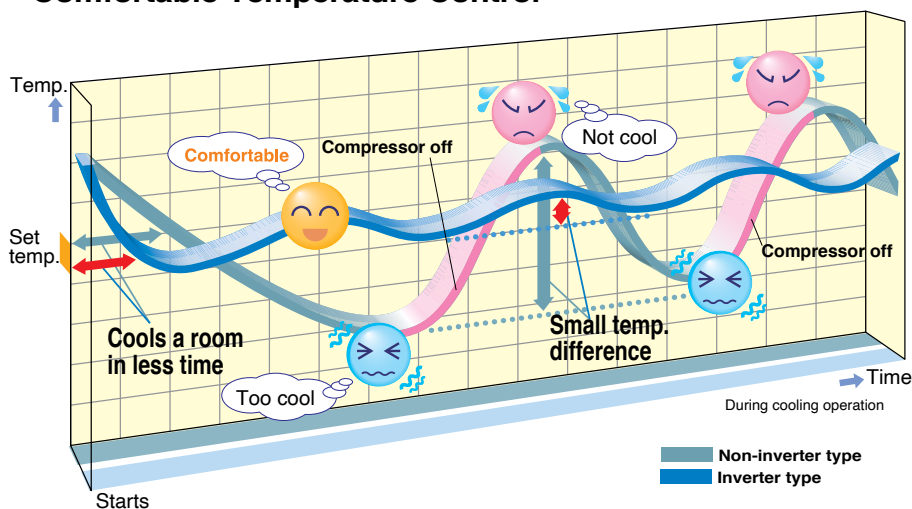
Inverter air conditioners finely adjust capacity according to changes in the air-conditioning load and the difference between the indoor temperature and set temperature is small. These give higher comfort levels than with non-inverter air conditioners.

### Variable Capacity Operation



Inverter air conditioners are able to vary their operating capacity. Non-inverter air conditioners can only operate at a fixed capacity.

### Comfortable Temperature Control




This diagram is a representation for illustrative purpose only.



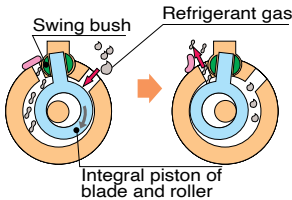
Energy-Saving Technological Features



Swing Compressor




Thanks to its smooth rotation, the swing compressor decreases friction and vibration. It also prevents the leakage of refrigerant gas during compression. These advantages provide quiet and efficient operation.



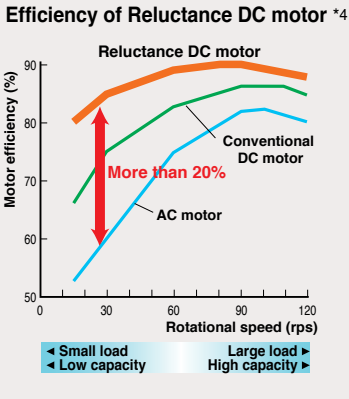
The swing compressor can reduce operational vibration and sound because its piston moves smoothly inside the compressor.

Reluctance DC Motor for Compressor



Daikin DC Inverter models are equipped with the Reluctance DC motor for compressor. The Reluctance DC motor uses 2 different types of torque, neodymium magnet\*<sup>1</sup> and reluctance torque\*<sup>2</sup>. This motor can save energy because it generates more power with a smaller electric power than an AC or conventional DC motor. It is more efficient at the low frequencies most commonly used by air conditioners,\*<sup>3</sup> improving efficiency by approximately 20%.

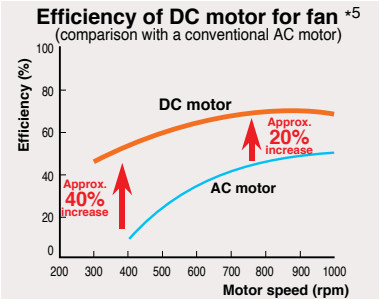
\*<sup>1</sup>. A neodymium magnet is approximately 10 times stronger than a standard ferrite magnet.  
\*<sup>2</sup>. The torque created by the change in power between the iron and magnet parts.  
\*<sup>3</sup>. The frequency range used by air conditioners during periods of stable operation. This is the range in which air conditioners operate for the longest periods.



\*<sup>4</sup>. Data are based on studies conducted under controlled conditions at a Daikin laboratory.

DC Motor for Fan

The DC motor allows fine rotation control, which reduces energy consumption. The motor also provides improvements in operational efficiency of up to 40%, compared to an AC motor. These improvements are particularly noticeable in the low-speed range.



\*<sup>5</sup>. Data are based on studies conducted under controlled conditions at a Daikin laboratory.

PAM Control



PAM (Pulse Amplitude Modulation) control reduces energy loss by controlling how often the converter switches on and off.

What Is DC Inverter?

Daikin calls an inverter model that is equipped with a DC motor DC Inverter. A DC motor offers higher efficiency than an AC motor. A DC motor uses the power of magnets to attract and repel to generate rotation. A DC motor that is equipped with high-power neodymium magnets, which enable even greater efficiency, is called a Reluctance DC motor.

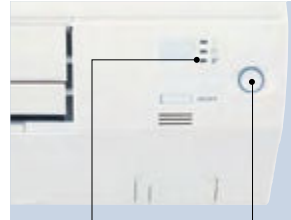


## Intelligent Eye

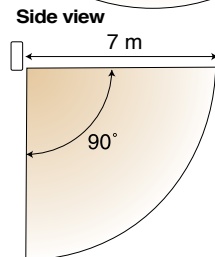
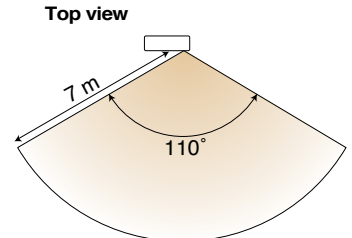
Intelligent Eye prevents energy wastage by using its infrared sensor to detect human movement in a room. When there is no movement, Intelligent Eye increases the temperature by 2 °C to give energy savings. This reduces energy wastage if, for example, you forget to turn off the air conditioner.

All models from 2.5 to 7.1 kW class are equipped with Intelligent Eye. This function can be conveniently activated from the remote controller.

Once Intelligent Eye is set, it continues to work to save energy. You do not need to push the SENSOR button each time you wish to use this function.



The Intelligent Eye indicator lights when movement is detected. Intelligent Eye sensor



When you are in the room, the air conditioner maintains the set temperature.



If Intelligent Eye detects no human movement for 20 minutes, it automatically adjusts the set temperature by 2 °C.



When you enter the room, Intelligent Eye automatically returns the temperature to the set level.



Econo Mode button

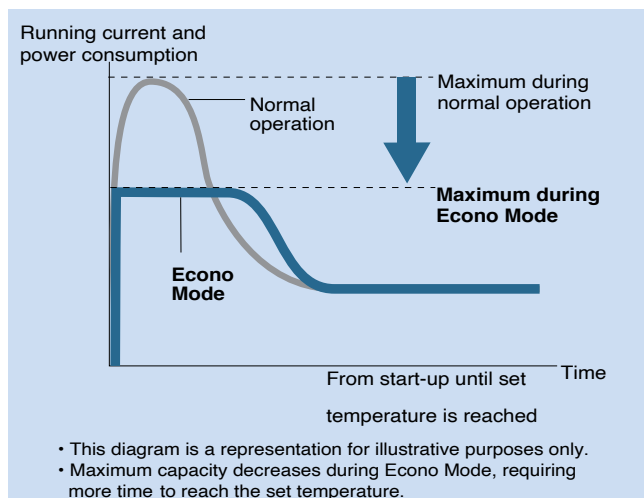
Intelligent Eye button



## Econo Mode

This function limits both the maximum running current and maximum power consumption from 70 to 90% of those during normal operation. It is particularly effective if the cooling load is high, for example, at start-up or during large gatherings and periods of direct sunshine. At the same time, it maintains maximum capacity at 80 to 90% of normal, giving improved operating efficiency, although it may take slightly longer to reach the set temperature.

Econo Mode is also useful for preventing circuit breakers from being overloaded during temporary peaks in the running current. The function is easily activated from the remote controller by pushing the ECONO button. All models from 2.5 to 7.1 kW class are equipped with Econo Mode.



# and Quiet Operation



## Indoor Unit Quiet Operation


This series gives you the choice of 5-step, Quiet or Automatic settings for the fan speed. The Quiet setting selects Indoor Unit Quiet Operation. This function decreases the operation sound level by 3 dB (A) below the Low setting.

This wide range of settings allows you to precisely control the fan speed according to your requirements. For example, Indoor Unit Quiet Operation provides you with a good night's sleep. The sound level for FTKS25L is 22 dB (A).

FTKS25L

Fan speeds	Sound levels
High (H)	40 dB (A)
Low (L)	25 dB (A)
Quiet (SL)	22 dB (A)

3 dB (A)



Selects fan speed and Indoor Unit Quiet Operation

Outdoor Unit Quiet Operation



	Auto	SL	L	M	H
Fan speed		Low			High
Sound level		Each decrease in airflow volume reduces the sound level.			



## Outdoor Unit Quiet Operation

Outdoor Unit Quiet Operation is available for all models from 2.5 to 7.1 kW class. This function decreases the operation sound level by 3 to 5 dB (A) below the rated operation. It provides a low sound level of 44 dB (A) for RKS35L.

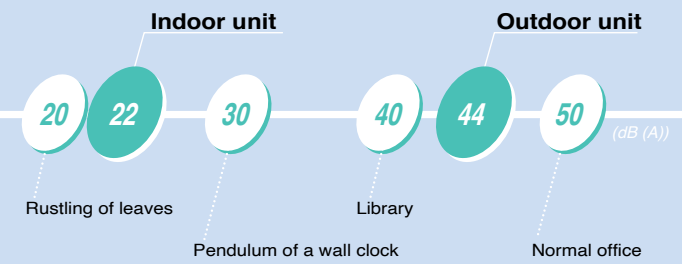
Capacity may decrease when Outdoor Unit Quiet Operation is selected.

RKS35L

Operations	Sound levels
Rated (H)	49 dB (A)
Quiet (L)	44 dB (A)

5 dB (A)

### 22 dB (A) Is So Quiet You Can Even Hear Whispers



Based on "Examples of Sound Levels", Ministry of the Environment, Japan, November 12, 2002





## Titanium Apatite Photocatalytic Air-Purifying Filter

Titanium apatite is a new photocatalytic material with advanced adsorption power. While the filter's micron-level fibres trap dust, this photocatalyst effectively adsorbs and decomposes bacteria. The photocatalyst is activated simply by exposure to light. The filter delivers consistent performance for approximately 3 years if washing with water is performed once in 6 months.



KAF970A46

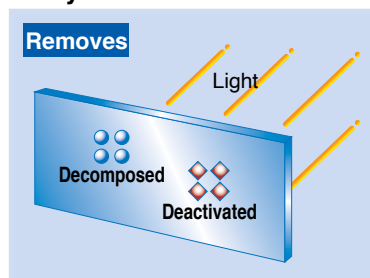
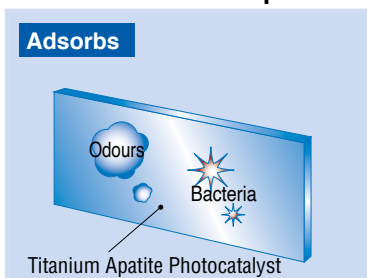
### Bacteria removal test

Testing method: Dropping method  
Testing organisation: Japan Spinners Inspecting Foundation  
Result certificate: No. 012553-1 and 012553-2

Titanium Apatite Photocatalytic Air-Purifying Filter

This filter is not a medical device. Benefits such as the adsorption and decomposition of bacteria are only effective for substances that are collected on and in direct contact with the Titanium Apatite Photocatalytic Air-Purifying Filter.

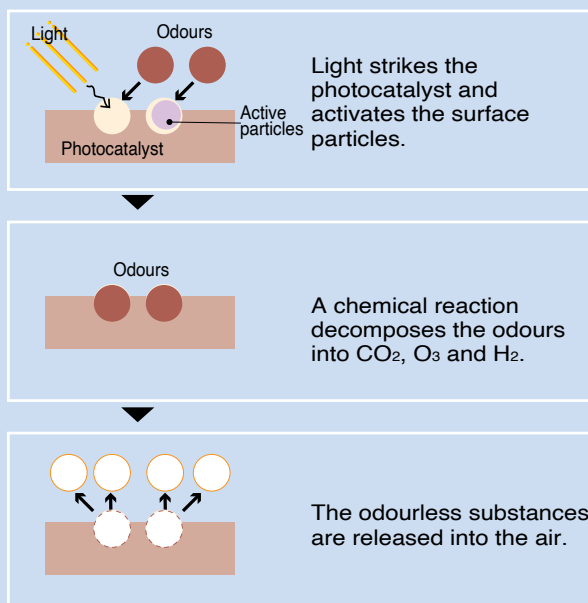
## Effect of Titanium Apatite Photocatalyst



Apatite adsorbs bacteria. At the same time, the photocatalyst oxidises odour components, breaking them down.

## Photocatalyst Mechanism

The Titanium Apatite Photocatalytic Air-Purifying Filter incorporates titanium apatite. Titanium apatite is a new photocatalyst material with advanced adsorption power. When this photocatalyst is exposed to light, a powerful oxidising action occurs.



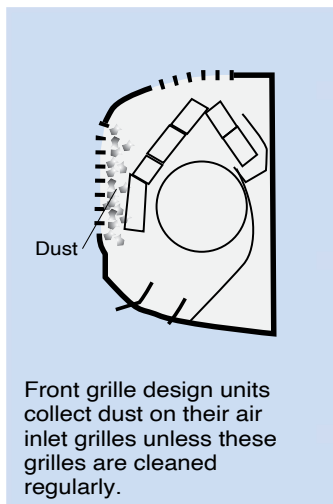


## Wipe-Clean Flat Panel

Flat panel models can be cleaned instantly with a single wipe of a cloth across their smooth surface. If more thorough cleaning is required, the panel can also be easily removed from the unit.



## Conventional Front Grille Design



1. Difficult to remove dust on the grille through wiping alone

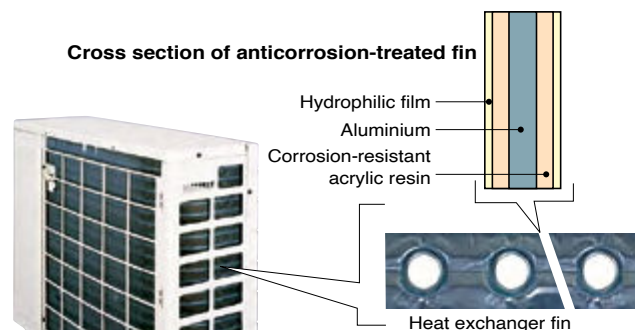
2. Reduced capacity due to increased suction resistance

3. High sound levels due to increased suction resistance



## Anticorrosion Treatment of Outdoor Heat Exchanger Fins

The outdoor unit's heat exchanger fins are processed using a special anticorrosion treatment. The surface is covered with a thin acrylic resin layer to enhance the fins' resistance to acid rain and salt corrosion. A hydrophilic film layer also prevents rust caused by the run off of water droplets.



## Installation Flexibility

A long piping length gives installation flexibility. Installation is possible even if there is no space for the outdoor unit near the indoor unit.

	Max. piping length	Max. height difference
FTKS25/35L	20 m	15 m
FTKS50/60/71L	30 m	20 m



## Inverter Powerful Operation

Inverter Powerful Operation boosts cooling performance for a 20-minute period. This is convenient both when you first turn on your air conditioner and when you want to quickly change the temperature during operation.



## Power-Airflow Dual Flaps



## Wide-Angle Louvers

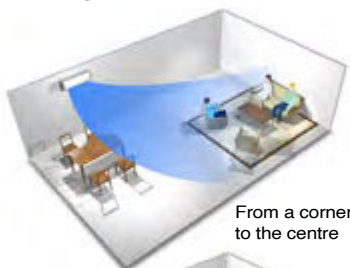
Power-Airflow Dual Flaps and Wide-Angle Louvers work in tandem to precisely control both vertical and horizontal airflow for distribution of air.

### Power-Airflow Dual Flaps

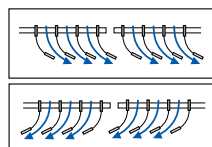


**Cooling:** the flaps flatten out during operation so that cool air slides off to reach the corner of the room.

### Wide-Angle Louvers



From a corner to the centre



The louvers can be adjusted with the wireless remote controller.



Covers even a spacious room



## Vertical Auto-Swing (up and down)



## Horizontal Auto-Swing (left and right)



## 3-D Airflow

Vertical Auto-Swing automatically moves the flaps up and down and Horizontal Auto-Swing automatically moves the louvers to the left and right. 3-D Airflow combines Vertical and Horizontal Auto-Swing to circulate air to every part of a room for uniform cooling of even large spaces.



## Indoor Unit On/Off Switch

The unit can be conveniently started manually in the event the wireless remote controller is misplaced or the wireless remote controller batteries are not charged.

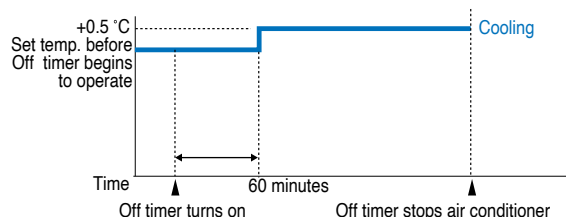


Indoor Unit On/Off Switch



## Night Set Mode

Pressing the Off timer button automatically selects Night Set Mode. This function prevents excessive cooling for your pleasant sleep. Room temperature is raised by 0.5 °C after 60 minutes for cooling operation.



**Cooling operation:** Room temperature is raised by 0.5 °C after 60 minutes.

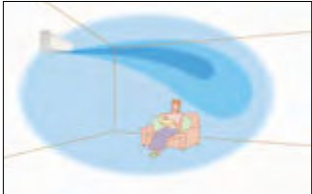


# Functions



## Comfort Airflow Mode

Comfort Airflow Mode prevents uncomfortable drafts from blowing directly on to your body. With this function, when you press the COMFORT button for cooling operation, the flap moves upward to prevent direct cold drafts.



Cooling operation



## Standby Electricity Saving

Even when the air conditioner was not operating, it required a standby power. However, thanks to the Standby Electricity Saving function, the required standby power can be reduced.



## Weekly Timer

The Weekly Timer allows up to four actions to be programmed for each day of the week. It is possible to schedule not only the on and off times, but also the desired temperatures during these periods. The Copy function also enables a daily programme to be repeated on another day or days as required. With correct programming, this function provides considerable energy savings.

### Stylish design



The LCD panel with backlight

A luminescent material is used for the buttons on

User friendliness and operation in dark rooms, such as bedrooms at night, has been improved.

Weekly Timer operation button



## Comfortable Airflow



### Power-Airflow Dual Flaps

Power-Airflow Dual Flaps can flatten out during cooling operation to deliver cool air to the corners of a room.

► See page 13



### Wide-Angle Louvers

The smoothly curved Wide-Angle Louvers provide wide airflow coverage for effective operation no matter where the indoor unit is placed in a room.

► See page 13



### Vertical Auto-Swing (up and down)

This function automatically moves the flaps up and down to distribute air across a room.

► See page 13



### Horizontal Auto-Swing (left and right)

Horizontal Auto-Swing automatically moves the louvers to the left and right to cover a room with cool air.

► See page 13



### 3-D Airflow

This function combines Vertical and Horizontal Auto-Swing to circulate a cloud of cool air right to the corners of even large spaces.

► See page 13



### Comfort Airflow Mode

This function prevents uncomfortable drafts from blowing directly on to the body. The flap changes the airflow direction. To prevent drafts, the flap moves upward during cooling operation.

► See page 14

## Lifestyle Convenience



### Standby Electricity Saving

This function reduces the standby power. Even when the air conditioner was not operating, it required a standby power. However, thanks to the new Standby Electricity Saving function, the required standby power can be reduced.

► See page 14



### Econo Mode

This mode limits maximum running current and power consumption from 70 to 90% of normal operation, while maintaining maximum capacity at 80 to 90%. This improves operating efficiency and also prevents circuit breakers from being overloaded.

► See page 9



### Inverter Powerful Operation

This function is convenient for boosting cooling performance for a 20-minute period both when you first turn on your air conditioner or want to quickly change the room temperature.

► See page 13



### Indoor Unit On/Off Switch

The unit can be conveniently started manually in the event the wireless remote controller is misplaced or the wireless remote controller batteries are not charged.

► See page 13

## Comfort Control



### Indoor Unit Quiet Operation

Indoor unit operating sound levels are decreased by 3 dB (A) from the Low setting fan speed using the wireless remote controller.

► See page 10



### Outdoor Unit Quiet Operation

Outdoor unit operating sound levels are decreased by 3 to 5 dB (A) from the rated operation sound using the wireless remote controller.

► See page 10



### Intelligent Eye

Intelligent Eye with its infrared sensor automatically controls air conditioner operation according to human movement in a room. When there is no movement, it adjusts the temperature by +2 °C for energy savings.

► See page 9



### Programme Dry Function

This function automatically reduces the level of humidity.



### Auto Fan Speed

The microprocessor automatically controls fan speed to adjust the room temperature to the set temperature.

## Timers



### 24-Hour On/Off Timer

This timer can be preset to start and stop at any time within a 24-hour period. The air conditioner is started/stopped simply by pressing the On/Off timer button on the wireless remote controller.



### Weekly Timer

The Weekly Timer allows up to four actions to be programmed for each day of the week. It is possible to schedule not only the on and off times, but also the desired temperatures during these periods. The Copy function also enables a daily programme to be repeated on another day or days as required. With correct programming, this function provides considerable energy savings.

► See page 14



### Night Set Mode

Pressing the Off timer button automatically selects Night Set Mode. This function prevents excessive cooling for your pleasant sleep. Room temperature is raised by 0.5 °C after 60 minutes for cooling operation.

► See page 13

## Cleanliness



### Titanium Apatite Photocatalytic Air-Purifying Filter

This filter contains the new photocatalytic material titanium apatite. While the filter's micron-level fibres trap dust, this photocatalyst adsorbs and decomposes bacteria. The filter can be used for up to 3 years with proper maintenance.

► See page 11



### Wipe-Clean Flat Panel

The flat panel models can be cleaned with only the single pass of a cloth across their smooth surface. The flat panel can also be easily removed for more thorough cleaning.

► See page 12

## Worry Free



### Auto-Restart after Power Failure

The air conditioner memorises the settings for mode, airflow, temperature, etc., and automatically returns to them when power is restored after a power failure.



### Self-Diagnosis with Digital Display

Malfunction codes are shown on the digital display panel of the wireless remote controller for fast and easy maintenance.



### Anticorrosion Treatment of Outdoor Heat Exchanger Fins

The outdoor unit's heat exchanger fins are processed using a special anticorrosion treatment. The surface is covered with a thin acrylic resin layer to enhance the fins' resistance to acid rain and salt corrosion.

► See page 12

## Indoor unit

Functions		Models	
		Wall-mounted type	
		FTKS 25/35L	FTKS 50/60/71L
Comfortable Airflow	DC Inverter		
	Power-Airflow Dual Flaps		
	Wide-Angle Louvers		
	Vertical Auto-Swing (up and down)		
	Horizontal Auto-Swing (left and right)		
	3-D Airflow		
	Comfort Airflow Mode		
Comfort Control	Indoor Unit Quiet Operation		
	Intelligent Eye		
	Programme Dry Function		
	Auto Fan Speed		
Lifestyle Convenience	Standby Electricity Saving		
	Econo Mode		
	Inverter Powerful Operation		
	Indoor Unit On/Off Switch		
Cleanliness	Titanium Apatite Photocatalytic Air-Purifying Filter		
	Wipe-Clean Flat Panel		
Timers	24-Hour On/Off Timer		
	Weekly Timer		
	Night Set Mode		
Worry Free	Auto-Restart after Power Failure		
	Self-Diagnosis with Digital Display		

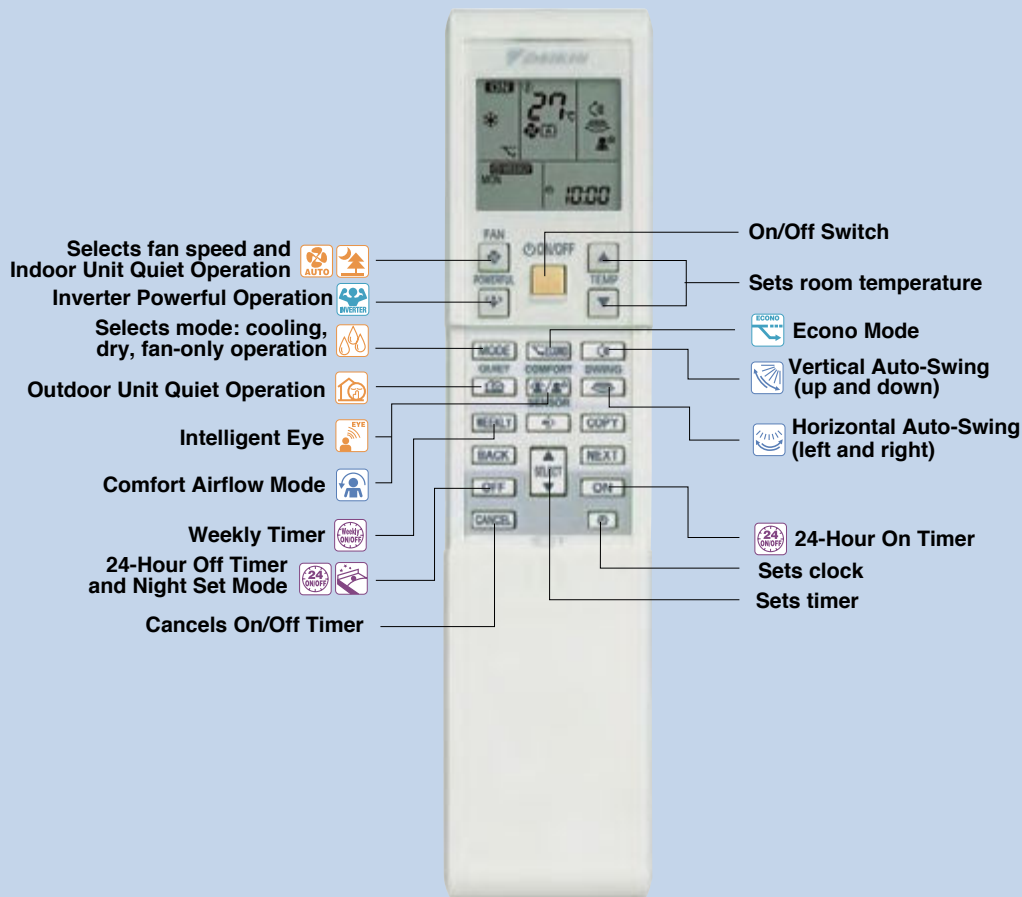
## Outdoor unit

Functions		Models	
		RKS25/35L	RKS50/60/71L
Comfort Control	Outdoor Unit Quiet Operation		
	Anticorrosion Treatment of Outdoor Heat Exchanger Fins		



## Easy-to-Use Wireless Remote Controller

Wireless remote controller for FTKS25/35/50/60/71L



## Specifications

Model name	Indoor unit		FTKS25LVMG	FTKS35LVMG	FTKS50LVMG	FTKS60LVMG	FTKS71LVMG
	Outdoor unit		RKS25LVMG	RKS35LVMG	RKS50LVMG	RKS60LVMG	RKS71LVMG
Capacity	Rated (Min.-Max.)	kW	2.50 (1.30-3.20)	3.50 (1.40-4.00)	5.00 (1.7-6.0)	6.00 (1.7-6.7)	7.10 (2.3-8.5)
		Btu/h	8,500 (4,400-10,900)	11,900 (4,800-13,600)	17,100 (5,800-20,500)	20,500 (5,800-22,900)	24,200 (7,800-29,000)
Power supply			1phase, 220-240 V / 220-230 V, 50/60 Hz				
Running current	Rated	A	3.1	4.4	6.1	7.8	9.7
Power consumption	Rated (Min.-Max.)	W	540 (320-770)	910 (350-1,160)	1,320 (440-1,920)	1,690 (440-2,230)	2,080 (570-3,060)
COP	Rated	W/W	4.63	3.85	3.79	3.55	3.41
Indoor unit			FTKS25LVMG	FTKS35LVMG	FTKS50LVMG	FTKS60LVMG	FTKS71LVMG
Front panel colour			White				
Airflow rate (H)		m³/min (cfm)	10.6 (374)	11.3 (399)	18.3 (646)	19.2 (678)	21.1 (745)
Fan speed			5 steps, quiet and automatic				
Sound levels (H/L/SL)		dB (A)	40/25/22	42/26/23	46/35/32	48/36/33	51/37/34
Dimensions (H x W x D)		mm	295 x 800 x 215			340 x 1,050 x 248	
Machine weight		kg	10			14	
Outdoor unit			RKS25LVMG	RKS35LVMG	RKS50LVMG	RKS60LVMG	RKS71LVMG
Casing colour			Ivory white				
Compressor			Hermetically sealed swing type				
Refrigerant charge (R-410A)	Type	W	600			1,100	1,920
	Motor output	kg	1.2			1.8	2.3
Sound levels (H/L)		dB (A)	47/43	49/44	47/44	49/46	52/49
Dimensions (H x W x D)		mm	550 x 765 x 285			735 x 825 x 300	
Machine weight		kg	34			46	71
Operation range		°CDB	10 to 46				
Piping connections	Liquid	mm	ø 6.4				ø9.5
	Gas		ø 9.5			ø12.7	
	Drain		ø16.0				
Max. piping length		m	20			30	
Max. height difference			15			20	

Note: The above values are based on operation with a 220 V, 60 Hz power supply.

### Measurement conditions

1. Cooling capacity is based on: indoor temp. 27 °CDB, 19 °CWB; outdoor temp. 35 °CDB; piping length 7.5 m

2. Sound levels are based on the temperature conditions 1. Above. These are anechoic values. These values are normally somewhat higher during actual operation as a result of ambient conditions.

## Options

### Indoor unit

No.	Item	FTKS25/35/50/60/71L
1	Wired remote controller *1	BRC944B2
2	Wired remote controller cord	
	Length 3 m (shielded wire)	BRCW901A03
	Length 8 m (shielded wire)	BRCW901A08
3	Wiring adaptor for time clock/remote controller (Normal open pulse contact/normal open contact) *2	KRP413AB1S
4	Titanium apatite photocatalytic air-purifying filter *3	KAF970A46
5	Remote controller loss prevention with chain	KKF910A4
6	Anti-body Filter	√
7	Anti-mould & Bacteria Filter	√

Notes: \*1. The 3 m (BRCW901A03)- or 8 m (BRCW901A08)- length wired remote controller cord is required.

\*2. The time clock and other devices should be obtained locally.

\*3. The filter is a standard accessory. It should be replaced approximately every 3 years.



Titanium apatite photocatalytic  
air-purifying filter  
KAF970A46

### Outdoor unit

No.	Item	RKS25/35L	RKS50/60L	RKS71L
1	Air direction adjustment grille	KPW937A4	KPW945A4	
2	Drain plug	KKP937A4*1		KKP945A4

Note: \*1. One set includes 5 pieces for 5 units.



Air direction adjustment grille  
KPW945A4



Drain plug  
KKP937A4



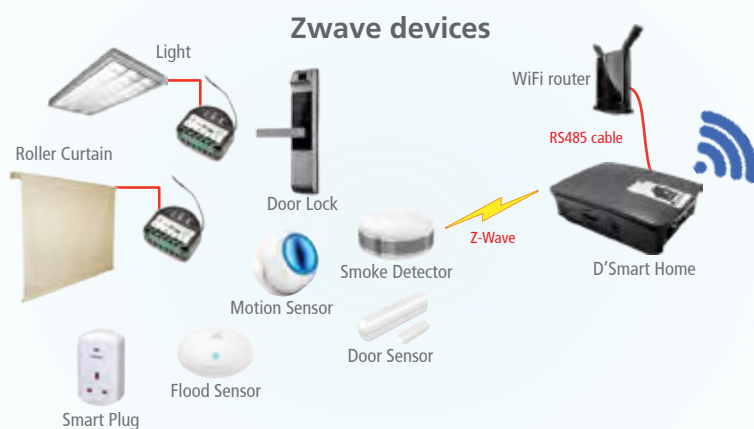
Drain plug  
KKP945A4

### Control system

No.	Item	FTKS25/35/50/60/71L
1	D'Smart Home	SVMPH1

Note: \*DTA116A51 adaptor card is required for FDMR50T which can be connected up to 16 fancoil units

### D'SMARTHOME WORKS ON WIFI, Z-WAVE AND MODBUS



Specifications are subject to change.

**Warning**

- Daikin products are manufactured for export to numerous countries throughout the world. Prior to purchase, please confirm with your local authorised importer, distributor and/or retailer whether this product conforms to the applicable standards, and is suitable for use, in the region where the product will be used. This statement does not purport to exclude, restrict or modify the application of any local legislation.
- Ask a qualified installer or contractor to install this product. Do not try to install the product yourself. Improper installation can result in water or refrigerant leakage, electrical shock, fire or explosion.
- Use only those parts and accessories supplied or specified by Daikin. Ask a qualified installer or contractor to install those parts and accessories. Use of unauthorised parts and accessories or improper installation of parts and accessories can result in water or refrigerant leakage, electrical shock, fire or explosion.
- Read the User's Manual carefully before using this product. The User's Manual provides important safety instructions and warnings. Be sure to follow these instructions and warnings.

If you have any enquiries, please contact your local importer, distributor and/or retailer.

### Cautions on product corrosion

1. Air conditioners should not be installed in areas where corrosive gases, such as acid gas or alkaline gas, are produced.
2. If the outdoor unit is to be installed close to the sea shore, direct exposure to the sea breeze should be avoided. If you need to install the outdoor unit close to the sea shore, contact your local distributor.



JMI-0107

Organization:  
DAIKIN INDUSTRIES, LTD.  
AIR CONDITIONING MANUFACTURING DIVISION

Scope of Registration:  
THE DESIGN/DEVELOPMENT AND MANUFACTURE OF  
COMMERCIAL AIR CONDITIONING, HEATING, COOLING,  
REFRIGERATING EQUIPMENT, HEATING EQUIPMENT,  
RESIDENTIAL AIR CONDITIONING EQUIPMENT, HEAT  
RECLAIM VENTILATION, AIR CLEANING EQUIPMENT,  
COMPRESSORS AND VALVES.



JQA-1452

Organization:  
DAIKIN INDUSTRIES  
(THAILAND) LTD.

Scope of Registration:  
THE DESIGN/DEVELOPMENT  
AND MANUFACTURE OF AIR  
CONDITIONERS AND THE  
COMPONENTS INCLUDING  
COMPRESSORS USED FOR THEM



EC99J2044

All of the Daikin Group's business facilities and subsidiaries in Japan are certified under the ISO 14001 international standard for environment management.

## Singapore Main Office

### DAIKIN AIRCONDITIONING (SINGAPORE) PTE LTD

10 Ang Mo Kio Industrial Park 2, Singapore 569501

☎ 6583 8888 ✉ sales@daikin.com.sg

#### 🕒 Office Operating Hours

Monday to Friday: 8.30 am to 6.00 pm  
Sat, Sun & Public Holiday: Closed

#### 🕒 Showroom Opening Hours

Monday to Friday: 9.00 am to 6.00 pm  
Sat, Sun & Public Holiday: Closed

Find us on **DAIKIN SINGAPORE**

### CALL CENTER

(SPARE PART / SERVICE DEPARTMENT)

☎ 6311 8686

☎ 6349 7313

#### 🕒 Operating Hours

Monday to Friday: 9.00 am to 5.00 pm  
Saturday: 9.00 am to 12.00 pm  
Sun & Public Holiday: Closed



www.daikin.com.sg

SGPCR2102

For more information: